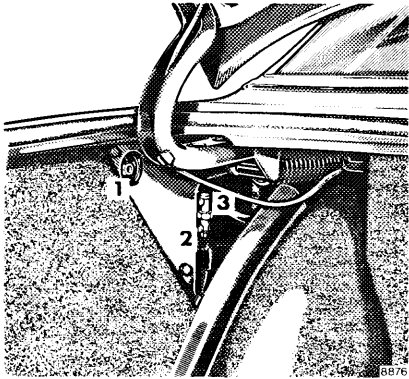
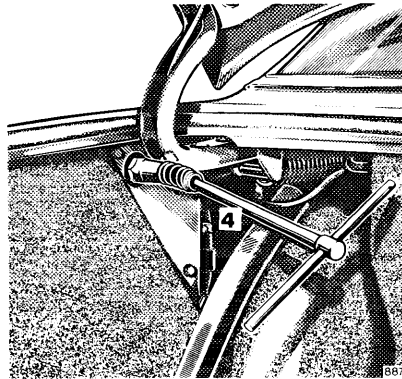


Sliding Roof-Emergency Operation

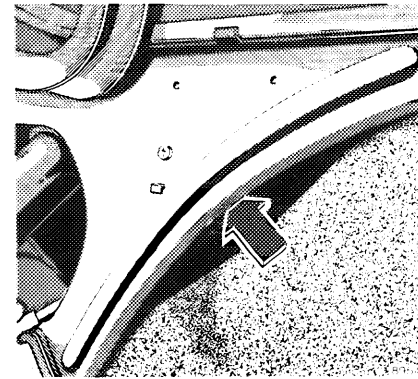


If the electric drive fails, the sliding roof can also be moved by hand. For this purpose a manual drive (1) is provided on the drive motor (LH side of trunk). The manual drive can be rotated by means of adapter (3) retained



in bracket (2) plus spark plug wrench (4) to move the sliding roof in the desired direction. To close the sliding roof, turn clockwise.

Unlocking of the Filler Flap



If the filler flap cannot be opened when the master lock system is unlocked, withdraw the link of the vacuum element (on RH side in trunk).