

### Note

The radiator filler cap must **only** be opened at a coolant temperature **below 90 °C (195 °F)**.

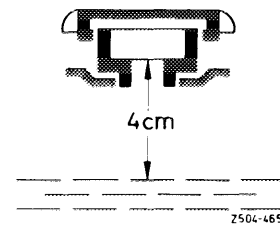

### Check anti-freeze

To prevent corrosion, the concentration of the anti-freeze should not drop below 30 % by volume (−20 °C/−4 °F antifreeze protection).


- Open initially to the first stop to reduce pressure.
- Turn further to the second stop and remove filler cap.

The coolant level must reach

- When cold — up to the mark visible in the radiator filler neck.



- In vehicles with expansion tank made of brass about 4 cm below the contact surface of the radiator cap spring plate.
- On vehicles with expansion tank made of transparent plastics up to mark shown on tank.
- When warm — about 1 cm above these marks.



### Model 123

- a = coolant cold
- b = coolant warm

