


### Engines 116, 117


#### Electronically controlled gasoline injection engine, Fuel filter in engine compartment


- Unclamp fuel hoses left and right of filter.
- Loosen hose clips, take out fuel filter and install new filter in direction of flow (arrow).
- Check sealing.




#### Fuel filter between rear axle and fuel tank

- Unscrew cover box.
- Take off pressure hoses.
- Loosen fixing screws (arrow) and remove filter.
- Install new filter in direction of flow.
- Check sealing.





1 Fixing screw



#### Engine 130

##### Mechanically controlled gasoline injection engine

- Remove lower housing after loosening fixing screw (1).
- Take out filter element and clean housing.
- Install new filter element with new seal ring in the filter cover.
- Check sealing.

#### Engine 130

##### Carburetor engine

- Loosen hose clips, take out fuel filter with hoses and install new fuel filter in direction of flow (arrow) along with new fuel hoses.
- Check sealing.