


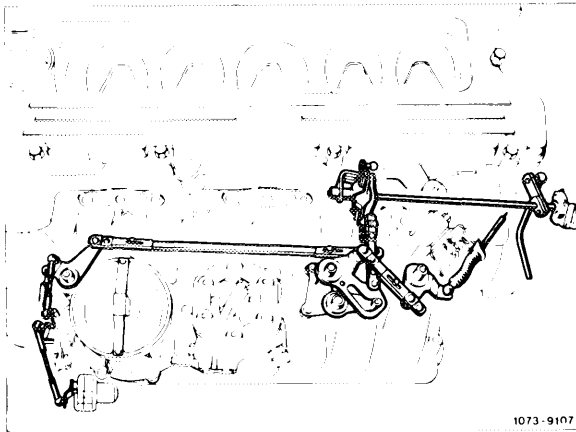
Revision: Figures added.

All engines


- Check for ease of movement and wear on the control shafts, control levers, relay lever, ball sockets and control linkage.
- In the case of the Diesel engine check for ease of movement and full opening of the non-return throttle.



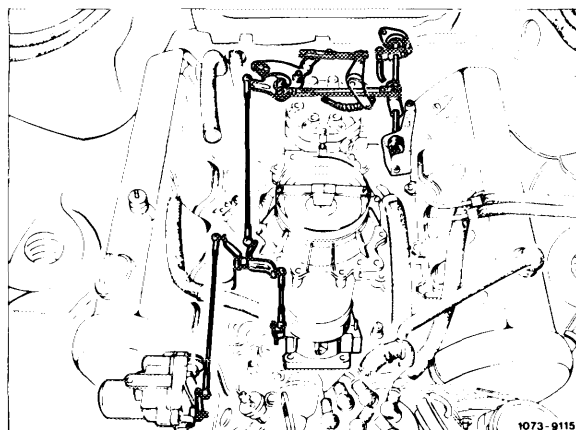
Diesel engines




Engine 110 with CIS



Engine 130.98



Engines 116, 117



Engine 110 with carburetor