


Note

The intake manifold of fuel injection engines has to be detached for replacement of the return line (1).


Removal

- 1 Detach oil return adaptor at cylinder head.
- 2 Detach both oil lines to air oil cooler at filter upper section and loosen clamps (arrows).
- 3 Pull oil return line off of adaptor at oil pan and oil return adaptor.


Models 114 and 116



Models 116 with CIS and 123



Model 126



Installation

- 4 Install new oil return line on oil return adaptor.
- 5 Soften lower end of oil return line by placing in boiling water and then install on oil pan adaptor up to stop without delay.
- 6 Install oil return adaptor with new gasket and both oil lines.
- 7 Run engine and check for leaks.

