



Removal

- 1 Remove accelerator pedal (07.2-330).
- 2 Disconnect regulating rod (24) and return spring in vehicle interior.




Model 114




Model 116


- 3 Unscrew fastening screws or nuts from bearing bracket. Remove bearing bracket and front wall regulating shaft.



Model 114 Bearing bracket fastening screws



Model 116



Righthand steering

Installation

- 4 For installation proceed vice versa. Grease bearing points as well as ball sockets with Molykote-Long-term 2.
- 5 Adjust regulating linkage (07.2-300).