


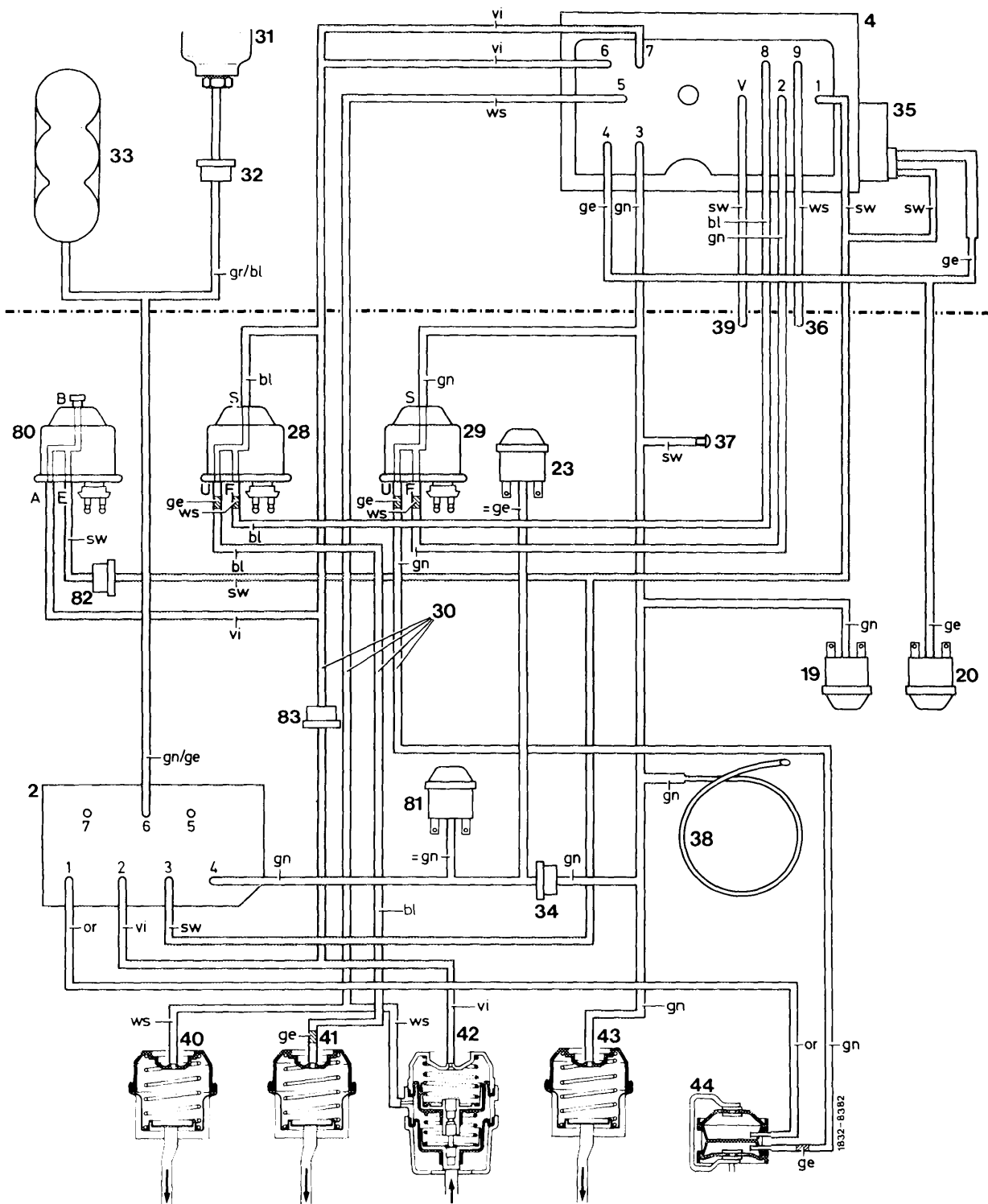
A. Testing vacuum circuit I and check valves 82 and 83.

1 Connect tester to both vacuum connections 6 and 7, color code purple, of vacuum plug (c) and evacuate vacuum circuit I.

If gauge shows a pressure increase, test check valves 82 and 83 as well as switchover valves (28 and 80) or renew.

- 4 Regulating valve
- b Blind plug
- c Vacuum plug with vacuum lines
- d Tester



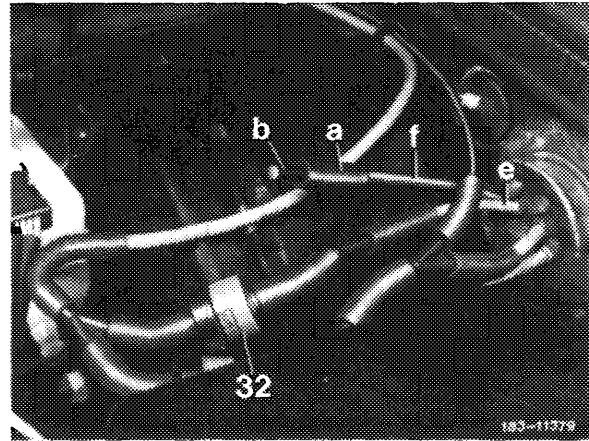


===== Vacuum circuit I
 ===== Vacuum circuit II

B. Testing vacuum circuit II with vacuum element for defroster nozzles

1 Pull off vacuum line (f) color code green/yellow, with connection (a) and close by means of blind plug (b).

- 32 Check valve
- a Connection
- b Blind plug
- e Vacuum line color code grey-light blue (Suction line to vacuum reservoir)
- f Vacuum line color code green/yellow (Suction line to pushbutton switch)




2 Connect tester to both vacuum connections 1 and 4, color code black and yellow, of vacuum plug (c).

3 On vacuum plug (c), close connections 6 and 7 of lines, color codes purple, with blind plug. Place pushbutton switch into position "AUTO-LO" or "AUTO-HI".


4 Evacuate vacuum circuit II, while testing operation of flaps for defroster nozzle and vacuum switch (20).

- 4 Regulating valve
- c Vacuum plug with vacuum connection 1 to 9 and v




5 Check vacuum circuit II for passage, while evacuating system and removing one blind plug each, 2 each on vacuum plug (c), 1 each on vacuum line (f) for a short period.

- 32 Check valve
- a Connection
- b Blind plug
- e Vacuum line color code grey-light blue (Suction line to vacuum reservoir)
- f Vacuum line color code green-yellow (Suction line to pushbutton switch)



- 4 Regulating valve
- c Vacuum plug with vacuum connection 1 to 9 and v



6 Again evacuate vacuum circuit II. If pressure increases on gauge, check vacuum lines as well as temperature switch (35), vacuum switch (20), vacuum element (42) and pushbutton switch (2).

7 Check pushbutton switch (2), refer to 83-621. For this purpose, remove center console and control unit and pull vacuum plug from pushbutton switch.

