

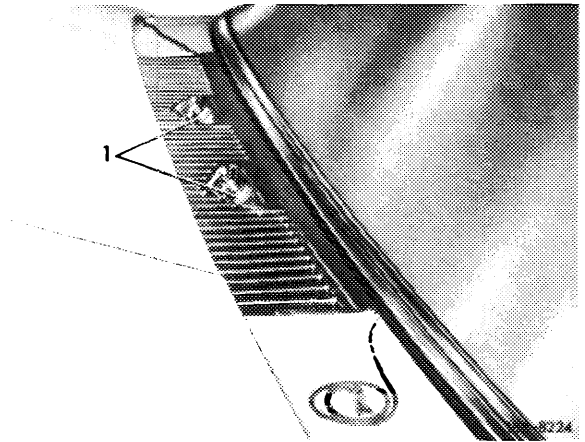
## 83-140 Removal and installation of ornamental grille on air inlet

---

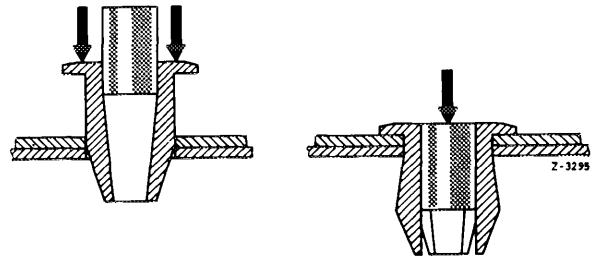
### Removal

---

- 1 Remove both windshield wiper arms.
- 2 Remove both caps.
- 3 Unscrew nuts (1) and remove seals underneath.



- 4 Push down bolt on spreader clamps and remove clamps.



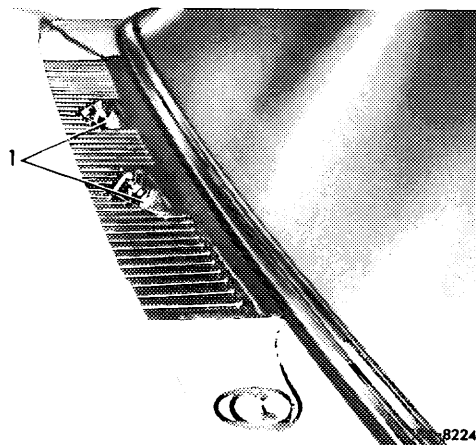
- 5 Remove ornamental grille and strainer for air inlet.

## Installation


---

6 Insert cord under rubber frame for windshield.

7 Mount ornamental grille and screen for air inlet and tighten with nuts (1) on windshield wiper shafts.



8 Pull out cord while paying attention to perfect seat of rubber lip above ornamental grille.



9 For further installation proceed vice versa.