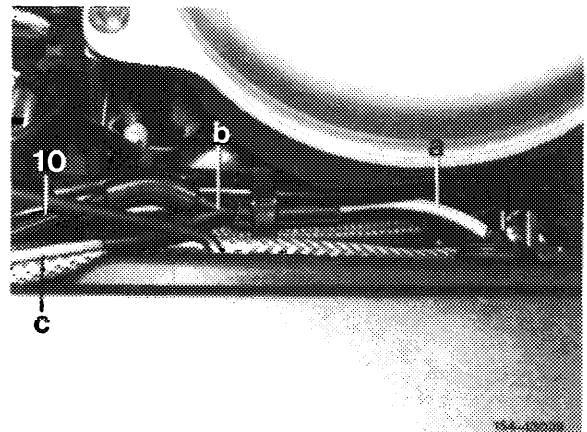



On models 107 and 116.032/033 the vacuum required for actuator is taken from the central locking system. On models 114 and 116.020 the vacuum is tapped at adaptor of vacuum line for brake unit.




Vacuum connection model 107

- 10 Vacuum line (black) to control unit
- a Vacuum line (yellow) to vacuum supply tank
- b Distributor
- c Vacuum line (yellow) to vacuum connection



Vacuum connection model 114

- 6 Vacuum line (black) to actuator




Vacuum connection model 116.020

- 6 Vacuum line (black) to actuator

154–10070

Vacuum connection models 116.032/033

- 22 Vacuum line (black) to actuator with distributor for cruise-control and central locking system
- a Distributor of central locking system
- b Check valve cruise-control/central locking system



154-9240