


**Removal**

---


1 Remove cover under instrument panel on driver's side.

2 On 1st version, pull line harness from sensor (3).


3 Unscrew coupling nuts of tachometer shaft from sensor (3) and remove sensor.



Model 107



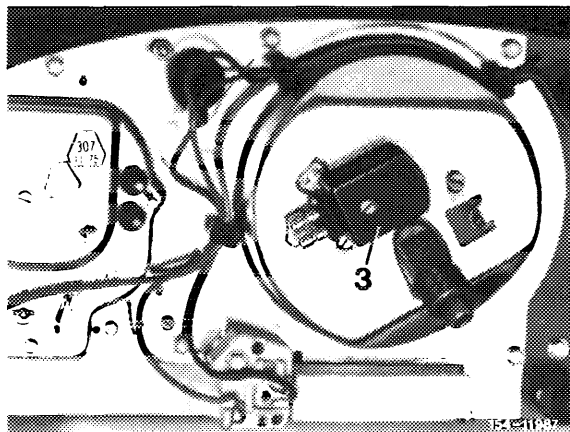
Models 114, 115




Model 116

- 4 On 2nd version, remove instrument cluster.
- 5 Pull line harness from sensor (3).
- 6 Unscrew sensor (3) from instrument cluster.

Models 107, 116



Model 123



## Installation

- 7 For installation proceed vice versa.
- 8 Perform function test on road.