


General checkup

1 Check play on steering wheel while holding front wheels in place. In center position of steering, a play of a = max. 25 mm is permitted at steering wheel circumference.


2 If steering wheel play is higher, check steering linkage, intermediate steering arm, steering, steering coupling and bearing play of front axle.



Steering linkage

3 Check play of track rods and drag link by energetically shaking back and forth manually.


If required, replace drag link or ball joints of track rods.



Intermediate steering arm

4 Check play of intermediate steering arm by energetically pushing up and down.

If required, replace rubber slide bearing in journal bearing.



Steering

If no abnormal play is found in steering linkage and on front axle, the pressure device of the pitman shaft can be adjusted with accurate reference to adjusting instructions, or a new steering gear or an exchange steering gear can be installed.

Note: On models 116.02, 116.032/033 and 116.120, the steering can be readjusted in vehicle. On model 116.036, the steering must be removed for readjustment.